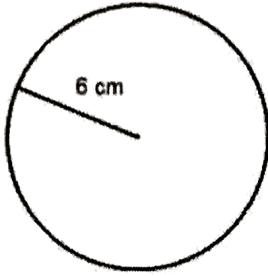


NAME _____

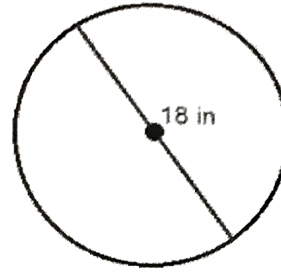
HW # _____

1. Find the area.


a. Leave your answer in terms of pi.



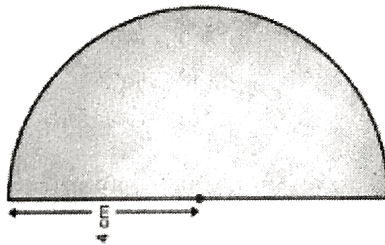
b. Calculate your answer to the nearest tenth.



2. Find the area of the Ferris wheel if the radius is 24 feet. Round your answer to the nearest whole number.



3. Find the area of a semi-circle with radius 4 cm. Round your answer to the nearest tenth.



4. A picture of a water tower is drawn below. The width of the rectangle, x , is 30 feet and the height of the rectangle, y , is 40 feet.

To the nearest square foot, represent the area of the water tower.
(Hint: find area of semi-circle + area of rectangle)

